




## Intradistrict Communication

DATE: June 1, 2017

TO: All Principals

FROM: Administrator of Schools   
 Dr. Anthony Godfrey, Associate Superintendent of Schools   
 Luann Leavitt, Consultant of Planning and Student Services 

SUBJECT: May 31, 2017 Enrollment

The total student (K-12) May enrollment for the 2016-17 school year is 51,935. This is a decrease of 128 students over the May 2015-16 enrollment at the rate of -0.24%.

|                                |       |                         |        |
|--------------------------------|-------|-------------------------|--------|
| Kindergarten decreased by      | (152) | students at the rate of | -4.06% |
| Grades 1-6 decreased by        | (370) | students at the rate of | -1.55% |
| Grades 7-9 increased by        | 136   | students at the rate of | 1.17%  |
| Grades 10-12 increased by      | 294   | students at the rate of | 2.55%  |
| Special Education decreased by | (36)  | students at the rate of | -2.82% |

The monthly increase/decrease pattern by grade from May 1 to May 31, 2016 compared with May 1 to May 31, 2017 is as follows:

| May 1 to May 31, 2016              |                  | May 1 to May 31, 2017              |                  |
|------------------------------------|------------------|------------------------------------|------------------|
| Kindergarten                       | -10              | Kindergarten                       | -14              |
| 1-6                                | -58              | 1-6                                | -82              |
| 7-9                                | -24              | 7-9                                | -33              |
| 10-12                              | -87              | 10-12                              | -92              |
| Special Education                  | -13              | Special Education                  | -8               |
| <b>Total</b>                       | -192             | <b>Total</b>                       | -229             |
|                                    | -0.369% Decrease |                                    | -0.439% Decrease |
| <b>Total Enrollment</b><br>5/31/16 | 52,063           | <b>Total Enrollment</b><br>5/31/17 | 51,935           |

## Enrollment as of May 31, 2017

| School                                 | K            | 1            | 2            | 3            | 4            | 5            | 6            | Total 1-6     | Total K-6     | SPED<br>(C,F,D) | SPED<br>(G, I) | Grand<br>Total |
|--|--------------|--------------|--------------|--------------|--------------|--------------|--------------|---------------|---------------|-----------------|----------------|----------------|
| <b>Bingham Area</b>                    |              |              |              |              |              |              |              |               |               |                 |                |                |
| Elk Meadows                            | 102          | 109          | 114          | 112          | 119          | 128          | 143          | 725           | 827           | 4               | 35             | 866            |
| Jordan Ridge                           | 122          | 137          | 138          | 162          | 137          | 156          | 153          | 883           | 1,005         | 3               | 0              | 1,008          |
| Monte Vista                            | 81           | 111          | 115          | 121          | 125          | 123          | 122          | 717           | 798           | 3               | 26             | 827            |
| South Jordan                           | 140          | 130          | 134          | 159          | 151          | 143          | 126          | 843           | 983           | 0               | 26             | 1,009          |
| Welby                                  | 139          | 147          | 146          | 156          | 163          | 146          | 129          | 887           | 1,026         | 3               | 0              | 1,029          |
| <b>TOTAL</b>                           | <b>584</b>   | <b>634</b>   | <b>647</b>   | <b>710</b>   | <b>695</b>   | <b>696</b>   | <b>673</b>   | <b>4,055</b>  | <b>4,639</b>  | <b>13</b>       | <b>87</b>      | <b>4,739</b>   |
| <b>Copper Hills Area</b>               |              |              |              |              |              |              |              |               |               |                 |                |                |
| Copper Canyon*                         | 85           | 103          | 105          | 108          | 100          | 120          | 95           | 631           | 716           | 9               | 0              | 725            |
| Falcon Ridge                           | 92           | 114          | 116          | 105          | 112          | 110          | 121          | 678           | 770           | 5               | 0              | 775            |
| Fox Hollow                             | 143          | 140          | 148          | 163          | 165          | 154          | 150          | 920           | 1,063         | 4               | 0              | 1,067          |
| Hayden Peak*                           | 90           | 124          | 114          | 129          | 122          | 124          | 128          | 741           | 831           | 8               | 0              | 839            |
| Jordan Hills*                          | 83           | 90           | 76           | 98           | 87           | 119          | 103          | 573           | 656           | 0               | 0              | 656            |
| Mountain Shadows*                      | 103          | 80           | 110          | 95           | 99           | 89           | 121          | 594           | 697           | 5               | 0              | 702            |
| Oakcrest*                              | 93           | 112          | 135          | 123          | 151          | 127          | 121          | 769           | 862           | 1               | 0              | 863            |
| <b>TOTAL</b>                           | <b>689</b>   | <b>763</b>   | <b>804</b>   | <b>821</b>   | <b>836</b>   | <b>843</b>   | <b>839</b>   | <b>4,906</b>  | <b>5,595</b>  | <b>32</b>       | <b>0</b>       | <b>5,627</b>   |
| <b>Herriman Area</b>                   |              |              |              |              |              |              |              |               |               |                 |                |                |
| Blackridge                             | 143          | 140          | 150          | 159          | 168          | 140          | 167          | 924           | 1,067         | 4               | 0              | 1,071          |
| Butterfield Canyon*                    | 126          | 142          | 131          | 141          | 157          | 131          | 131          | 833           | 959           | 6               | 0              | 965            |
| Daybreak                               | 138          | 158          | 147          | 140          | 154          | 148          | 136          | 883           | 1,021         | 3               | 0              | 1,024          |
| Eastlake                               | 182          | 193          | 166          | 196          | 186          | 170          | 147          | 1,058         | 1,240         | 8               | 0              | 1,248          |
| Foothills                              | 156          | 140          | 156          | 158          | 162          | 154          | 137          | 907           | 1,063         | 4               | 0              | 1,067          |
| Herriman*                              | 108          | 114          | 114          | 118          | 119          | 116          | 107          | 688           | 796           | 21              | 0              | 817            |
| Silver Crest                           | 151          | 160          | 129          | 156          | 128          | 124          | 109          | 806           | 957           | 4               | 0              | 961            |
| <b>TOTAL</b>                           | <b>1,004</b> | <b>1,047</b> | <b>993</b>   | <b>1,068</b> | <b>1,074</b> | <b>983</b>   | <b>934</b>   | <b>6,099</b>  | <b>7,103</b>  | <b>50</b>       | <b>0</b>       | <b>7,153</b>   |
| <b>Riverton Area</b>                   |              |              |              |              |              |              |              |               |               |                 |                |                |
| Bluffdale                              | 116          | 159          | 135          | 163          | 157          | 150          | 117          | 881           | 997           | 8               | 0              | 1,005          |
| Midas Creek                            | 119          | 127          | 123          | 133          | 126          | 120          | 104          | 733           | 852           | 7               | 0              | 859            |
| Riverton*                              | 91           | 93           | 115          | 87           | 115          | 85           | 104          | 599           | 690           | 6               | 36             | 732            |
| Rosamond*                              | 88           | 91           | 95           | 84           | 96           | 90           | 73           | 529           | 617           | 8               | 0              | 625            |
| Rose Creek                             | 96           | 120          | 102          | 112          | 130          | 128          | 132          | 724           | 820           | 6               | 21             | 847            |
| Southland*                             | 107          | 101          | 112          | 125          | 103          | 117          | 127          | 685           | 792           | 2               | 0              | 794            |
| <b>TOTAL</b>                           | <b>617</b>   | <b>691</b>   | <b>682</b>   | <b>704</b>   | <b>727</b>   | <b>690</b>   | <b>657</b>   | <b>4,151</b>  | <b>4,768</b>  | <b>37</b>       | <b>57</b>      | <b>4,862</b>   |
| <b>West Jordan Area</b>                |              |              |              |              |              |              |              |               |               |                 |                |                |
| Columbia*                              | 88           | 81           | 89           | 100          | 93           | 83           | 78           | 524           | 612           | 6               | 0              | 618            |
| Heartland*                             | 72           | 75           | 67           | 81           | 85           | 93           | 66           | 467           | 539           | 7               | 51             | 597            |
| Majestic*                              | 42           | 40           | 46           | 46           | 46           | 41           | 48           | 267           | 309           | 0               | 0              | 309            |
| Oquirrh*                               | 90           | 104          | 105          | 102          | 82           | 103          | 76           | 572           | 662           | 4               | 34             | 700            |
| Riverside*                             | 103          | 108          | 95           | 121          | 100          | 108          | 92           | 624           | 727           | 0               | 44             | 771            |
| Terra Linda*                           | 75           | 71           | 72           | 72           | 110          | 90           | 68           | 483           | 558           | 1               | 20             | 579            |
| West Jordan*                           | 65           | 55           | 64           | 75           | 57           | 73           | 62           | 386           | 451           | 2               | 41             | 494            |
| Westland*                              | 64           | 71           | 77           | 91           | 74           | 99           | 94           | 506           | 570           | 2               | 0              | 572            |
| Westvale*                              | 98           | 80           | 76           | 89           | 83           | 67           | 86           | 481           | 579           | 8               | 0              | 587            |
| <b>TOTAL</b>                           | <b>697</b>   | <b>685</b>   | <b>691</b>   | <b>777</b>   | <b>730</b>   | <b>757</b>   | <b>670</b>   | <b>4,310</b>  | <b>5,007</b>  | <b>30</b>       | <b>190</b>     | <b>5,227</b>   |
| <b>ELEMENTARY TOTAL</b>                | <b>3,591</b> | <b>3,820</b> | <b>3,817</b> | <b>4,080</b> | <b>4,062</b> | <b>3,969</b> | <b>3,773</b> | <b>23,521</b> | <b>27,112</b> | <b>162</b>      | <b>334</b>     | <b>27,608</b>  |
| *indicates traditional school calendar |              |              |              |              |              |              |              |               |               |                 |                |                |

## Enrollment as of May 31, 2017

| Area & School               | 7            | 8            | 9            | 10 | 11 | 12 | Sub-Total     | SPED<br>(C,F,D) | SPED<br>(G,I) | Total         |
|-----------------------------|--------------|--------------|--------------|----|----|----|---------------|-----------------|---------------|---------------|
| <b>Bingham Area</b>         |              |              |              |    |    |    |               |                 |               |               |
| Elk Ridge Middle            | 390          | 381          | 335          |    |    |    | 1,106         | 1               | 14            | 1,121         |
| South Jordan Middle         | 420          | 447          | 458          |    |    |    | 1,325         | 6               | 25            | 1,356         |
| <b>Total</b>                | <b>810</b>   | <b>828</b>   | <b>793</b>   |    |    |    | <b>2,431</b>  | <b>7</b>        | <b>39</b>     | <b>2,477</b>  |
| <b>Copper Hills Area</b>    |              |              |              |    |    |    |               |                 |               |               |
| Sunset Ridge Middle         | 529          | 523          | 487          |    |    |    | 1,539         | 19              | 0             | 1,558         |
| West Hills Middle           | 371          | 358          | 405          |    |    |    | 1,134         | 8               | 0             | 1,142         |
| <b>Total</b>                | <b>900</b>   | <b>881</b>   | <b>892</b>   |    |    |    | <b>2,673</b>  | <b>27</b>       | <b>0</b>      | <b>2,700</b>  |
| <b>Herriman Area</b>        |              |              |              |    |    |    |               |                 |               |               |
| Copper Mountain Middle      | 490          | 446          | 429          |    |    |    | 1,365         | 5               | 0             | 1,370         |
| Fort Herriman Middle        | 511          | 539          | 525          |    |    |    | 1,575         | 0               | 0             | 1,575         |
| <b>Total</b>                | <b>1,001</b> | <b>985</b>   | <b>954</b>   |    |    |    | <b>2,940</b>  | <b>5</b>        | <b>0</b>      | <b>2,945</b>  |
| <b>Riverton Area</b>        |              |              |              |    |    |    |               |                 |               |               |
| Oquirrh Hills Middle        | 339          | 342          | 376          |    |    |    | 1,057         | 20              | 22            | 1,099         |
| South Hills Middle          | 376          | 321          | 323          |    |    |    | 1,020         | 12              | 33            | 1,065         |
| <b>Total</b>                | <b>715</b>   | <b>663</b>   | <b>699</b>   |    |    |    | <b>2,077</b>  | <b>32</b>       | <b>55</b>     | <b>2,164</b>  |
| <b>West Jordan Area</b>     |              |              |              |    |    |    |               |                 |               |               |
| Joel P Jensen Middle        | 300          | 279          | 257          |    |    |    | 836           | 0               | 26            | 862           |
| West Jordan Middle          | 276          | 269          | 259          |    |    |    | 804           | 14              | 38            | 856           |
| <b>Total</b>                | <b>576</b>   | <b>548</b>   | <b>516</b>   |    |    |    | <b>1,640</b>  | <b>14</b>       | <b>64</b>     | <b>1,718</b>  |
| <b>Valley</b>               |              |              |              |    |    |    |               |                 |               |               |
| Valley High (Middle School) | 0            | 0            | 2            |    |    |    | 2             | 0               | 0             | 2             |
| <b>MIDDLE SCHOOLS TOTAL</b> | <b>4,002</b> | <b>3,905</b> | <b>3,856</b> |    |    |    | <b>11,763</b> | <b>85</b>       | <b>158</b>    | <b>12,006</b> |

| Area & School                | 7 | 8 | 9 | 10           | 11           | 12           | Sub-Total     | SPED<br>(C,F,D) | SPED<br>(G,I) | Total         |
|------------------------------|---|---|---|--------------|--------------|--------------|---------------|-----------------|---------------|---------------|
| <b>Bingham Area</b>          |   |   |   |              |              |              |               |                 |               |               |
| Bingham High                 |   |   |   | 869          | 792          | 747          | 2,408         | 14              | 13            | 2,435         |
| <b>Total</b>                 |   |   |   | <b>869</b>   | <b>792</b>   | <b>747</b>   | <b>2,408</b>  | <b>14</b>       | <b>13</b>     | <b>2,435</b>  |
| <b>Copper Hills Area</b>     |   |   |   |              |              |              |               |                 |               |               |
| Copper Hills High            |   |   |   | 951          | 884          | 784          | 2,619         | 3               | 15            | 2,637         |
| <b>Total</b>                 |   |   |   | <b>951</b>   | <b>884</b>   | <b>784</b>   | <b>2,619</b>  | <b>3</b>        | <b>15</b>     | <b>2,637</b>  |
| <b>Herriman Area</b>         |   |   |   |              |              |              |               |                 |               |               |
| Herriman High                |   |   |   | 996          | 903          | 697          | 2,596         | 6               | 18            | 2,620         |
| <b>Total</b>                 |   |   |   | <b>996</b>   | <b>903</b>   | <b>697</b>   | <b>2,596</b>  | <b>6</b>        | <b>18</b>     | <b>2,620</b>  |
| <b>Riverton Area</b>         |   |   |   |              |              |              |               |                 |               |               |
| Riverton High                |   |   |   | 730          | 686          | 628          | 2,044         | 24              | 14            | 2,082         |
| <b>Total</b>                 |   |   |   | <b>730</b>   | <b>686</b>   | <b>628</b>   | <b>2,044</b>  | <b>24</b>       | <b>14</b>     | <b>2,082</b>  |
| <b>West Jordan Area</b>      |   |   |   |              |              |              |               |                 |               |               |
| West Jordan High             |   |   |   | 581          | 549          | 464          | 1,594         | 15              | 26            | 1,635         |
| <b>Total</b>                 |   |   |   | <b>581</b>   | <b>549</b>   | <b>464</b>   | <b>1,594</b>  | <b>15</b>       | <b>26</b>     | <b>1,635</b>  |
| <b>Valley High</b>           |   |   |   |              |              |              |               |                 |               |               |
| Valley High                  |   |   |   | 56           | 258          | 243          | 557           | 8               | 0             | 565           |
| <b>Total</b>                 |   |   |   | <b>56</b>    | <b>258</b>   | <b>243</b>   | <b>557</b>    | <b>8</b>        | <b>0</b>      | <b>565</b>    |
| <b>HIGH SCHOOLS TOTAL</b>    |   |   |   | <b>4,183</b> | <b>4,072</b> | <b>3,563</b> | <b>11,818</b> | <b>70</b>       | <b>86</b>     | <b>11,974</b> |
| <b>Special Schools</b>       |   |   |   |              |              |              |               |                 |               |               |
| River's Edge                 |   |   |   |              |              |              |               |                 | 39            | 39            |
| Kauri Sue Hamilton           |   |   |   |              |              |              |               |                 | 193           | 193           |
| South Valley                 |   |   |   |              |              |              |               |                 | 115           | 115           |
| <b>SPECIAL SCHOOLS TOTAL</b> |   |   |   |              |              |              |               |                 | <b>347</b>    | <b>347</b>    |
| <b>DISTRICT GRAND TOTAL</b>  |   |   |   |              |              |              | <b>50,693</b> | <b>317</b>      | <b>925</b>    | <b>51,935</b> |

**Jordan School District**  
**Monthly Enrollment Growth Pattern For 2016-17**

| School & Area            | Sept.30<br>Enroll | Grth      | Oct.31<br>Enroll | Grth       | Nov.30<br>Enroll | Grth       | Dec.31<br>Enroll | Grth      | Jan.31<br>Enroll | Grth      | Feb.28<br>Enroll | Grth      | Mar.31E<br>nroll | Grth       | April 30<br>Enroll | Grth       | May 31<br>Enroll | Grth | June 30<br>Enroll | Total<br>Inc/Dec | Year to<br>Date % |
|--------------------------|-------------------|-----------|------------------|------------|------------------|------------|------------------|-----------|------------------|-----------|------------------|-----------|------------------|------------|--------------------|------------|------------------|------|-------------------|------------------|-------------------|
| <b>Bingham Area</b>      |                   |           |                  |            |                  |            |                  |           |                  |           |                  |           |                  |            |                    |            |                  |      |                   |                  |                   |
| Elk Meadows*             | 857               | 6         | 863              | 13         | 876              | -1         | 875              | -2        | 873              | 3         | 876              | 7         | 883              | -10        | 873                | -7         | 866              |      |                   | 9                | 1.05%             |
| Jordan Ridge             | 1,011             | 0         | 1,011            | 4          | 1,015            | 3          | 1,018            | 0         | 1,018            | 0         | 1,018            | -3        | 1,015            | -4         | 1,011              | -3         | 1,008            |      |                   | -3               | -0.30%            |
| Monte Vista              | 818               | 1         | 819              | 6          | 825              | 4          | 829              | 3         | 832              | 3         | 835              | -8        | 827              | 2          | 829                | -2         | 827              |      |                   | 9                | 1.10%             |
| South Jordan             | 999               | 3         | 1,002            | -7         | 995              | 10         | 1,005            | 9         | 1,014            | 2         | 1,016            | 1         | 1,017            | -3         | 1,014              | -5         | 1,009            |      |                   | 10               | 1.00%             |
| Weiby                    | 1,059             | -4        | 1,055            | -8         | 1,047            | -13        | 1,034            | 1         | 1,035            | -4        | 1,031            | 2         | 1,033            | -3         | 1,030              | -1         | 1,029            |      |                   | -30              | -2.83%            |
| <b>TOTAL</b>             | <b>4,744</b>      | <b>6</b>  | <b>4,750</b>     | <b>8</b>   | <b>4,758</b>     | <b>3</b>   | <b>4,761</b>     | <b>11</b> | <b>4,772</b>     | <b>4</b>  | <b>4,776</b>     | <b>-1</b> | <b>4,775</b>     | <b>-18</b> | <b>4,757</b>       | <b>-18</b> | <b>4,739</b>     |      | <b>0</b>          | <b>-5</b>        | <b>-0.11%</b>     |
| <b>Copper Hills Area</b> |                   |           |                  |            |                  |            |                  |           |                  |           |                  |           |                  |            |                    |            |                  |      |                   |                  |                   |
| Copper Canyon*           | 715               | 5         | 720              | 2          | 722              | 0          | 722              | 2         | 724              | 2         | 726              | -3        | 723              | 4          | 727                | -2         | 725              |      |                   | 10               | 1.40%             |
| Falcon Ridge             | 792               | -2        | 790              | 4          | 794              | -14        | 780              | 1         | 781              | -3        | 778              | 3         | 781              | -1         | 780                | -5         | 775              |      |                   | -17              | -2.15%            |
| Fox Hollow*              | 1,047             | 5         | 1,052            | 10         | 1,062            | 6          | 1,068            | -9        | 1,059            | 7         | 1,066            | 7         | 1,073            | -1         | 1,072              | -5         | 1,067            |      |                   | 20               | 1.91%             |
| Hayden Peak              | 838               | 2         | 840              | 4          | 844              | 0          | 844              | 0         | 844              | -8        | 836              | 3         | 839              | -1         | 838                | 1          | 839              |      |                   | 1                | 0.12%             |
| Jordan Hills             | 636               | 7         | 643              | 11         | 654              | 0          | 654              | 2         | 656              | 0         | 656              | 0         | 656              | -1         | 655                | 1          | 656              |      |                   | 20               | 3.14%             |
| Mountain Shadows         | 711               | 3         | 714              | -3         | 711              | -11        | 700              | 7         | 707              | 1         | 708              | 2         | 710              | -4         | 706                | -4         | 702              |      |                   | -9               | -1.27%            |
| Oakcrest*                | 849               | 7         | 856              | -3         | 853              | 1          | 854              | 10        | 864              | -3        | 861              | 6         | 867              | 2          | 869                | -6         | 863              |      |                   | 14               | 1.65%             |
| <b>TOTAL</b>             | <b>5,588</b>      | <b>27</b> | <b>5,615</b>     | <b>25</b>  | <b>5,640</b>     | <b>-18</b> | <b>5,622</b>     | <b>13</b> | <b>5,635</b>     | <b>-4</b> | <b>5,631</b>     | <b>18</b> | <b>5,649</b>     | <b>-2</b>  | <b>5,647</b>       | <b>-20</b> | <b>5,627</b>     |      | <b>0</b>          | <b>39</b>        | <b>0.70%</b>      |
| <b>Herriman Area</b>     |                   |           |                  |            |                  |            |                  |           |                  |           |                  |           |                  |            |                    |            |                  |      |                   |                  |                   |
| Blackridge               | 1,063             | 3         | 1,066            | 8          | 1,074            | -4         | 1,070            | -1        | 1,069            | 10        | 1,079            | -3        | 1,076            | -5         | 1,071              | 0          | 1,071            |      |                   | 8                | 0.75%             |
| Butterfield Canyon       | 962               | -12       | 950              | 0          | 950              | -3         | 947              | 5         | 952              | 6         | 958              | 0         | 958              | 7          | 965                | 0          | 965              |      |                   | 3                | 0.31%             |
| Daybreak                 | 1,012             | -6        | 1,006            | 5          | 1,011            | 3          | 1,014            | 1         | 1,015            | 8         | 1,023            | 0         | 1,023            | -1         | 1,022              | 2          | 1,024            |      |                   | 12               | 1.19%             |
| Eastlake                 | 1,232             | 6         | 1,238            | 2          | 1,240            | 7          | 1,247            | 5         | 1,252            | -3        | 1,249            | 2         | 1,251            | 3          | 1,254              | -6         | 1,248            |      |                   | 16               | 1.30%             |
| Foothills                | 1,088             | -7        | 1,081            | -5         | 1,076            | -5         | 1,071            | 0         | 1,071            | 0         | 1,071            | 0         | 1,071            | -3         | 1,068              | -1         | 1,067            |      |                   | -21              | -1.93%            |
| Herriman                 | 812               | 0         | 812              | -8         | 804              | -3         | 801              | 4         | 805              | 10        | 815              | 3         | 818              | 2          | 820                | -3         | 817              |      |                   | 5                | 0.62%             |
| Silver Crest*            | 911               | 7         | 918              | 13         | 931              | -3         | 928              | 7         | 935              | 18        | 953              | 12        | 965              | -3         | 962                | -1         | 961              |      |                   | 50               | 5.49%             |
| <b>TOTAL</b>             | <b>7,080</b>      | <b>-9</b> | <b>7,071</b>     | <b>15</b>  | <b>7,086</b>     | <b>-8</b>  | <b>7,078</b>     | <b>21</b> | <b>7,099</b>     | <b>49</b> | <b>7,148</b>     | <b>14</b> | <b>7,162</b>     | <b>0</b>   | <b>7,162</b>       | <b>-9</b>  | <b>7,153</b>     |      | <b>0</b>          | <b>73</b>        | <b>1.03%</b>      |
| <b>Riverton Area</b>     |                   |           |                  |            |                  |            |                  |           |                  |           |                  |           |                  |            |                    |            |                  |      |                   |                  |                   |
| Bluffdale                | 960               | 9         | 969              | 5          | 974              | 6          | 980              | 10        | 990              | 12        | 1,002            | 3         | 1,005            | 0          | 1,005              | 0          | 1,005            |      |                   | 45               | 4.69%             |
| Midas Creek              | 849               | 0         | 849              | 3          | 852              | 0          | 852              | 5         | 857              | 1         | 858              | 1         | 859              | 1          | 860                | -1         | 859              |      |                   | 10               | 1.18%             |
| Riverton                 | 722               | -5        | 717              | 3          | 720              | 2          | 722              | -6        | 716              | 11        | 727              | 1         | 728              | 5          | 733                | -1         | 732              |      |                   | 10               | 1.39%             |
| Rosamond*                | 625               | -5        | 620              | 7          | 627              | 2          | 629              | 4         | 633              | -2        | 631              | -4        | 627              | 1          | 628                | -3         | 625              |      |                   | 0                | 0.00%             |
| Rose Creek               | 844               | -1        | 843              | 7          | 850              | -2         | 848              | 11        | 859              | -10       | 849              | 1         | 850              | -3         | 847                | 0          | 847              |      |                   | 3                | 0.36%             |
| Southland*               | 772               | 9         | 781              | 5          | 786              | 2          | 788              | -1        | 787              | 3         | 790              | 1         | 791              | 1          | 792                | 2          | 794              |      |                   | 22               | 2.85%             |
| <b>TOTAL</b>             | <b>4,772</b>      | <b>7</b>  | <b>4,779</b>     | <b>30</b>  | <b>4,809</b>     | <b>10</b>  | <b>4,819</b>     | <b>23</b> | <b>4,842</b>     | <b>15</b> | <b>4,857</b>     | <b>3</b>  | <b>4,860</b>     | <b>5</b>   | <b>4,865</b>       | <b>-3</b>  | <b>4,862</b>     |      | <b>0</b>          | <b>90</b>        | <b>1.89%</b>      |
| <b>West Jordan Area</b>  |                   |           |                  |            |                  |            |                  |           |                  |           |                  |           |                  |            |                    |            |                  |      |                   |                  |                   |
| Columbia                 | 622               | -10       | 612              | 9          | 621              | 2          | 623              | 2         | 625              | 5         | 630              | -3        | 627              | -2         | 625                | -7         | 618              |      |                   | -4               | -0.64%            |
| Hearthland*              | 636               | 6         | 642              | -5         | 637              | -6         | 631              | -15       | 616              | 0         | 616              | -4        | 612              | 2          | 614                | -17        | 597              |      |                   | -39              | -6.13%            |
| Majestic*                | 307               | 6         | 313              | -1         | 312              | -1         | 311              | 0         | 311              | 1         | 312              | -4        | 308              | 10         | 318                | -9         | 309              |      |                   | 2                | 0.65%             |
| Oquirrh                  | 686               | 2         | 688              | 7          | 695              | -3         | 692              | 10        | 702              | -2        | 700              | 8         | 708              | -6         | 702                | -2         | 700              |      |                   | 14               | 2.04%             |
| Riverside*               | 793               | -3        | 790              | -9         | 781              | -7         | 774              | -5        | 769              | 9         | 778              | -7        | 771              | 6          | 777                | -6         | 771              |      |                   | -22              | -2.77%            |
| Terra Linda*             | 580               | 1         | 581              | 5          | 586              | 3          | 589              | 3         | 592              | -2        | 590              | 3         | 593              | -5         | 588                | -9         | 579              |      |                   | -1               | -0.17%            |
| West Jordan*             | 478               | 0         | 478              | 0          | 478              | 0          | 478              | 2         | 480              | 4         | 484              | 3         | 487              | 3          | 490                | 4          | 494              |      |                   | 18               | 3.35%             |
| Westland*                | 570               | 1         | 571              | 0          | 571              | 1          | 572              | 1         | 573              | -4        | 569              | -1        | 568              | 5          | 573                | -1         | 572              |      |                   | 2                | 0.35%             |
| Westvale*                | 615               | 0         | 615              | -16        | 599              | -9         | 590              | 8         | 598              | -1        | 597              | -2        | 595              | -6         | 589                | -2         | 587              |      |                   | -28              | -4.55%            |
| <b>TOTAL</b>             | <b>5,287</b>      | <b>3</b>  | <b>5,290</b>     | <b>-10</b> | <b>5,280</b>     | <b>-20</b> | <b>5,260</b>     | <b>6</b>  | <b>5,266</b>     | <b>10</b> | <b>5,276</b>     | <b>-7</b> | <b>5,269</b>     | <b>7</b>   | <b>5,276</b>       | <b>-49</b> | <b>5,227</b>     |      | <b>0</b>          | <b>-60</b>       | <b>-1.13%</b>     |
| <b>TOTAL</b>             | <b>27,471</b>     | <b>34</b> | <b>27,505</b>    | <b>68</b>  | <b>27,573</b>    | <b>-33</b> | <b>27,540</b>    | <b>74</b> | <b>27,614</b>    | <b>74</b> | <b>27,688</b>    | <b>27</b> | <b>27,715</b>    | <b>-8</b>  | <b>27,707</b>      | <b>-99</b> | <b>27,608</b>    |      | <b>0</b>          | <b>137</b>       | <b>0.50%</b>      |

\* indicates traditional school calendar

**Jordan School District  
Monthly Enrollment Growth Pattern for 2016-17**

| School & Area            | Sept. 30<br>Enroll. | Grth       | Oct. 31<br>Enroll. | Grth       | Nov. 30<br>Enroll. | Grth        | Dec. 31<br>Enroll. | Grth        | Jan. 31<br>Enroll. | Grth       | Feb. 28<br>Enroll. | Grth        | Mar. 31<br>Enroll. | Grth        | April 30<br>Enroll. | Grth        | May 31<br>Enroll. | Grth | June 30<br>Enroll. | Total<br>Inc/Dec. |
|--------------------------|---------------------|------------|--------------------|------------|--------------------|-------------|--------------------|-------------|--------------------|------------|--------------------|-------------|--------------------|-------------|---------------------|-------------|-------------------|------|--------------------|-------------------|
| <b>Bingham Area</b>      |                     |            |                    |            |                    |             |                    |             |                    |            |                    |             |                    |             |                     |             |                   |      |                    |                   |
| Elk Ridge MS             | 1,120               | -7         | 1,113              | 2          | 1,115              | 0           | 1,115              | 4           | 1,119              | 1          | 1,120              | 6           | 1,126              | -2          | 1,124               | -3          | 1,121             |      |                    | 1                 |
| South Jordan MS          | 1,339               | 8          | 1,347              | 0          | 1,347              | -1          | 1,346              | 9           | 1,355              | 1          | 1,356              | 1           | 1,357              | 1           | 1,358               | -2          | 1,356             |      |                    | 17                |
| <b>TOTAL</b>             | <b>2,459</b>        | <b>1</b>   | <b>2,460</b>       | <b>2</b>   | <b>2,462</b>       | <b>-1</b>   | <b>2,461</b>       | <b>13</b>   | <b>2,474</b>       | <b>2</b>   | <b>2,476</b>       | <b>7</b>    | <b>2,483</b>       | <b>-1</b>   | <b>2,482</b>        | <b>-5</b>   | <b>2,477</b>      |      | <b>0</b>           | <b>18</b>         |
| <b>Copper Hills Area</b> |                     |            |                    |            |                    |             |                    |             |                    |            |                    |             |                    |             |                     |             |                   |      |                    |                   |
| Sunset Ridge MS          | 1,580               | -6         | 1,574              | -3         | 1,571              | -6          | 1,565              | -2          | 1,563              | 2          | 1,565              | 3           | 1,568              | -3          | 1,565               | -7          | 1,558             |      |                    | -22               |
| West Hills MS            | 1,152               | -2         | 1,150              | -1         | 1,149              | 2           | 1,151              | 2           | 1,153              | -4         | 1,149              | -4          | 1,145              | -2          | 1,143               | -1          | 1,142             |      |                    | -10               |
| <b>TOTAL</b>             | <b>2,732</b>        | <b>-8</b>  | <b>2,724</b>       | <b>-4</b>  | <b>2,720</b>       | <b>-4</b>   | <b>2,716</b>       | <b>0</b>    | <b>2,716</b>       | <b>-2</b>  | <b>2,714</b>       | <b>-1</b>   | <b>2,713</b>       | <b>-5</b>   | <b>2,708</b>        | <b>-8</b>   | <b>2,700</b>      |      | <b>0</b>           | <b>-32</b>        |
| <b>Herriman Area</b>     |                     |            |                    |            |                    |             |                    |             |                    |            |                    |             |                    |             |                     |             |                   |      |                    |                   |
| Copper Mountain MS       | 1,390               | 0          | 1,390              | 7          | 1,397              | -4          | 1,393              | -10         | 1,383              | 0          | 1,383              | -8          | 1,375              | -1          | 1,374               | -4          | 1,370             |      |                    | -20               |
| Fort Herriman MS         | 1,573               | -6         | 1,567              | -1         | 1,566              | 3           | 1,569              | 6           | 1,575              | -3         | 1,572              | 2           | 1,574              | 4           | 1,578               | -3          | 1,575             |      |                    | 2                 |
| <b>TOTAL</b>             | <b>2,963</b>        | <b>-6</b>  | <b>2,957</b>       | <b>6</b>   | <b>2,963</b>       | <b>-1</b>   | <b>2,962</b>       | <b>-4</b>   | <b>2,958</b>       | <b>-3</b>  | <b>2,955</b>       | <b>-6</b>   | <b>2,949</b>       | <b>3</b>    | <b>2,952</b>        | <b>-7</b>   | <b>2,945</b>      |      | <b>0</b>           | <b>-18</b>        |
| <b>Riverton Area</b>     |                     |            |                    |            |                    |             |                    |             |                    |            |                    |             |                    |             |                     |             |                   |      |                    |                   |
| Oquirrh Hills MS         | 1,098               | 7          | 1,105              | 2          | 1,107              | 1           | 1,108              | -7          | 1,101              | -1         | 1,100              | 2           | 1,102              | -1          | 1,101               | -2          | 1,099             |      |                    | 1                 |
| South Hills MS           | 1,078               | -2         | 1,076              | 5          | 1,081              | -7          | 1,074              | 2           | 1,076              | -4         | 1,072              | -4          | 1,068              | -2          | 1,066               | -1          | 1,065             |      |                    | -13               |
| <b>TOTAL</b>             | <b>2,176</b>        | <b>5</b>   | <b>2,181</b>       | <b>7</b>   | <b>2,188</b>       | <b>-6</b>   | <b>2,182</b>       | <b>-5</b>   | <b>2,177</b>       | <b>-5</b>  | <b>2,172</b>       | <b>-2</b>   | <b>2,170</b>       | <b>-3</b>   | <b>2,167</b>        | <b>-3</b>   | <b>2,164</b>      |      | <b>0</b>           | <b>-12</b>        |
| <b>West Jordan Area</b>  |                     |            |                    |            |                    |             |                    |             |                    |            |                    |             |                    |             |                     |             |                   |      |                    |                   |
| Joel P. Jensen MS        | 874                 | -6         | 868                | 7          | 875                | -3          | 872                | 5           | 877                | -7         | 870                | 1           | 871                | -1          | 870                 | -8          | 862               |      |                    | -12               |
| West Jordan MS           | 880                 | 3          | 883                | -1         | 882                | -11         | 871                | -6          | 865                | -1         | 864                | -7          | 857                | 4           | 861                 | -5          | 856               |      |                    | -24               |
| <b>TOTAL</b>             | <b>1,754</b>        | <b>-3</b>  | <b>1,751</b>       | <b>6</b>   | <b>1,757</b>       | <b>-14</b>  | <b>1,743</b>       | <b>-1</b>   | <b>1,742</b>       | <b>-8</b>  | <b>1,734</b>       | <b>-6</b>   | <b>1,728</b>       | <b>3</b>    | <b>1,731</b>        | <b>-13</b>  | <b>1,718</b>      |      | <b>0</b>           | <b>-36</b>        |
| <b>MIDDLE</b>            | <b>12,084</b>       | <b>-11</b> | <b>12,073</b>      | <b>17</b>  | <b>12,090</b>      | <b>-26</b>  | <b>12,064</b>      | <b>3</b>    | <b>12,067</b>      | <b>-16</b> | <b>12,051</b>      | <b>-8</b>   | <b>12,043</b>      | <b>-3</b>   | <b>12,040</b>       | <b>-36</b>  | <b>12,004</b>     |      | <b>0</b>           | <b>-80</b>        |
| <b>Bingham Area</b>      |                     |            |                    |            |                    |             |                    |             |                    |            |                    |             |                    |             |                     |             |                   |      |                    |                   |
| Bingham HS               | 2,545               | -17        | 2,528              | -4         | 2,524              | -2          | 2,522              | -30         | 2,492              | -17        | 2,475              | -18         | 2,457              | -12         | 2,445               | -10         | 2,435             |      |                    | -110              |
| <b>TOTAL</b>             | <b>2,545</b>        | <b>-17</b> | <b>2,528</b>       | <b>-4</b>  | <b>2,524</b>       | <b>-2</b>   | <b>2,522</b>       | <b>-30</b>  | <b>2,492</b>       | <b>-17</b> | <b>2,475</b>       | <b>-18</b>  | <b>2,457</b>       | <b>-12</b>  | <b>2,445</b>        | <b>-10</b>  | <b>2,435</b>      |      | <b>0</b>           | <b>-110</b>       |
| <b>Copper Hills Area</b> |                     |            |                    |            |                    |             |                    |             |                    |            |                    |             |                    |             |                     |             |                   |      |                    |                   |
| Copper Hills HS          | 2,800               | -23        | 2,777              | -5         | 2,772              | -14         | 2,758              | -53         | 2,705              | -14        | 2,691              | -20         | 2,671              | -21         | 2,650               | -13         | 2,637             |      |                    | -163              |
| <b>TOTALS</b>            | <b>2,800</b>        | <b>-23</b> | <b>2,777</b>       | <b>-5</b>  | <b>2,772</b>       | <b>-14</b>  | <b>2,758</b>       | <b>-53</b>  | <b>2,705</b>       | <b>-14</b> | <b>2,691</b>       | <b>-20</b>  | <b>2,671</b>       | <b>-21</b>  | <b>2,650</b>        | <b>-13</b>  | <b>2,637</b>      |      | <b>0</b>           | <b>-163</b>       |
| <b>Herriman Area</b>     |                     |            |                    |            |                    |             |                    |             |                    |            |                    |             |                    |             |                     |             |                   |      |                    |                   |
| Herriman HS              | 2,827               | -25        | 2,802              | -13        | 2,789              | -6          | 2,783              | -91         | 2,692              | -14        | 2,678              | -33         | 2,645              | -10         | 2,635               | -15         | 2,620             |      |                    | -207              |
| <b>TOTAL</b>             | <b>2,827</b>        | <b>-25</b> | <b>2,802</b>       | <b>-13</b> | <b>2,789</b>       | <b>-6</b>   | <b>2,783</b>       | <b>-91</b>  | <b>2,692</b>       | <b>-14</b> | <b>2,678</b>       | <b>-33</b>  | <b>2,645</b>       | <b>-10</b>  | <b>2,635</b>        | <b>-15</b>  | <b>2,620</b>      |      | <b>0</b>           | <b>-207</b>       |
| <b>Riverton HS</b>       |                     |            |                    |            |                    |             |                    |             |                    |            |                    |             |                    |             |                     |             |                   |      |                    |                   |
| Riverton HS              | 2,203               | -3         | 2,200              | -6         | 2,194              | -12         | 2,182              | -47         | 2,135              | -13        | 2,122              | -25         | 2,097              | -1          | 2,096               | -14         | 2,082             |      |                    | -121              |
| <b>TOTAL</b>             | <b>2,203</b>        | <b>-3</b>  | <b>2,200</b>       | <b>-6</b>  | <b>2,194</b>       | <b>-12</b>  | <b>2,182</b>       | <b>-47</b>  | <b>2,135</b>       | <b>-13</b> | <b>2,122</b>       | <b>-25</b>  | <b>2,097</b>       | <b>-1</b>   | <b>2,096</b>        | <b>-14</b>  | <b>2,082</b>      |      | <b>0</b>           | <b>-121</b>       |
| <b>West Jordan Area</b>  |                     |            |                    |            |                    |             |                    |             |                    |            |                    |             |                    |             |                     |             |                   |      |                    |                   |
| West Jordan HS           | 1,780               | -13        | 1,767              | -12        | 1,755              | -26         | 1,729              | -46         | 1,683              | -16        | 1,667              | -10         | 1,657              | -5          | 1,652               | -17         | 1,635             |      |                    | -145              |
| <b>TOTAL</b>             | <b>1,780</b>        | <b>-13</b> | <b>1,767</b>       | <b>-12</b> | <b>1,755</b>       | <b>-26</b>  | <b>1,729</b>       | <b>-46</b>  | <b>1,683</b>       | <b>-16</b> | <b>1,667</b>       | <b>-10</b>  | <b>1,657</b>       | <b>-5</b>   | <b>1,652</b>        | <b>-17</b>  | <b>1,635</b>      |      | <b>0</b>           | <b>-145</b>       |
| <b>HIGH SCHOOL</b>       | <b>12,155</b>       | <b>-81</b> | <b>12,074</b>      | <b>-40</b> | <b>12,034</b>      | <b>-60</b>  | <b>11,974</b>      | <b>-267</b> | <b>11,707</b>      | <b>-74</b> | <b>11,633</b>      | <b>-106</b> | <b>11,527</b>      | <b>-49</b>  | <b>11,478</b>       | <b>-69</b>  | <b>11,409</b>     |      | <b>0</b>           | <b>-746</b>       |
| River's Edge             | 33                  | 0          | 33                 | 0          | 33                 | 1           | 34                 | 2           | 35                 | 3          | 39                 | -2          | 37                 | 0           | 37                  | 2           | 39                |      |                    | 6                 |
| Kaurie Sue Hamilton      | 200                 | 2          | 202                | -1         | 201                | 0           | 201                | -3          | 198                | -2         | 196                | -1          | 195                | -2          | 193                 | 0           | 193               |      |                    | -7                |
| South Valley             | 128                 | -2         | 126                | 1          | 127                | 1           | 128                | -6          | 122                | -1         | 121                | 1           | 122                | -3          | 119                 | -4          | 115               |      |                    | -13               |
| Valley HS                | 462                 | 91         | 553                | 7          | 560                | -19         | 541                | 102         | 643                | -18        | 625                | 41          | 666                | -76         | 590                 | -23         | 567               |      |                    | 105               |
| <b>SPECIAL SCHOOL</b>    | <b>823</b>          | <b>91</b>  | <b>914</b>         | <b>7</b>   | <b>921</b>         | <b>-17</b>  | <b>904</b>         | <b>95</b>   | <b>999</b>         | <b>-18</b> | <b>981</b>         | <b>39</b>   | <b>1,020</b>       | <b>-81</b>  | <b>939</b>          | <b>-25</b>  | <b>914</b>        |      | <b>0</b>           | <b>91</b>         |
| <b>GRAND TOTAL</b>       | <b>52,533</b>       | <b>33</b>  | <b>52,566</b>      | <b>52</b>  | <b>52,618</b>      | <b>-136</b> | <b>52,482</b>      | <b>-95</b>  | <b>52,387</b>      | <b>-34</b> | <b>52,353</b>      | <b>-48</b>  | <b>52,305</b>      | <b>-141</b> | <b>52,164</b>       | <b>-229</b> | <b>51,935</b>     |      | <b>0</b>           | <b>-598</b>       |

**Jordan School District  
Monthly Enrollment Growth Pattern By Grade 2016-17**

| Grade             | September Enrollment | Growth Pattern | October Enrollment | Growth Pattern | November Enrollment | Growth Pattern | December Enrollment | Growth Pattern | January Enrollment | Growth Pattern | February Enrollment | Growth Pattern | March Enrollment | Growth Pattern | April Enrollment | Growth Pattern | May Enrollment | Growth Pattern | June Enrollment | Total Inc/Dec  | Percent |
|-------------------|----------------------|----------------|--------------------|----------------|---------------------|----------------|---------------------|----------------|--------------------|----------------|---------------------|----------------|------------------|----------------|------------------|----------------|----------------|----------------|-----------------|----------------|---------|
| Kindergarten      | 3,587                | 14             | 3,601              | -6             | 3,595               | -6             | 3,589               | 26             | 3,615              | 0              | 3,615               | -8             | 3,607            | -2             | 3,605            | -14            | 3,591          |                | 4               | 0.11%          |         |
| 1st               | 3,816                | -14            | 3,802              | 11             | 3,813               | 13             | 3,826               | 16             | 3,842              | -3             | 3,839               | 11             | 3,850            | -12            | 3,838            | -18            | 3,820          |                | 4               | 0.10%          |         |
| 2nd               | 3,768                | 21             | 3,789              | 19             | 3,808               | -15            | 3,793               | 16             | 3,809              | 23             | 3,832               | -7             | 3,825            | -2             | 3,823            | -6             | 3,817          |                | 49              | 1.30%          |         |
| 3rd               | 4,072                | 11             | 4,083              | -2             | 4,081               | -8             | 4,073               | 1              | 4,074              | 4              | 4,078               | 9              | 4,087            | 11             | 4,098            | -18            | 4,080          |                | 8               | 0.20%          |         |
| 4th               | 4,036                | -8             | 4,028              | 13             | 4,041               | -8             | 4,033               | 21             | 4,054              | 10             | 4,064               | 10             | 4,074            | 0              | 4,074            | -12            | 4,062          |                | 26              | 0.64%          |         |
| 5th               | 3,948                | 14             | 3,962              | 11             | 3,973               | -8             | 3,965               | 4              | 3,969              | 13             | 3,982               | 11             | 3,993            | -6             | 3,987            | -18            | 3,969          |                | 21              | 0.53%          |         |
| 6th               | 3,769                | -6             | 3,763              | 14             | 3,777               | 0              | 3,777               | -3             | 3,774              | 14             | 3,788               | -4             | 3,784            | -1             | 3,783            | -10            | 3,773          |                | 4               | 0.11%          |         |
| Total 1-6         | 23,409               | 18             | 23,427             | 66             | 23,493              | -26            | 23,467              | 55             | 23,522             | 61             | 23,583              | 30             | 23,613           | -10            | 23,603           | -82            | 23,521         | 0              | 112             | 0.48%          |         |
| 7th               | 3,980                | 3              | 3,983              | 8              | 3,991               | 3              | 3,994               | 9              | 4,003              | 5              | 4,008               | 8              | 4,016            | -6             | 4,010            | -8             | 4,002          |                | 22              | 0.55%          |         |
| 8th               | 3,964                | -18            | 3,946              | 7              | 3,953               | -8             | 3,945               | 3              | 3,948              | -15            | 3,933               | -7             | 3,926            | -5             | 3,921            | -16            | 3,905          |                | -59             | -1.49%         |         |
| 9th               | 3,892                | 6              | 3,898              | -2             | 3,896               | -17            | 3,879               | -9             | 3,870              | -7             | 3,863               | -4             | 3,859            | 6              | 3,865            | -9             | 3,856          |                | -36             | -0.92%         |         |
| Total 7-9         | 11,836               | -9             | 11,827             | 13             | 11,840              | -22            | 11,818              | 3              | 11,821             | -17            | 11,804              | -3             | 11,801           | -5             | 11,796           | -33            | 11,763         | 0              | -73             | -0.62%         |         |
| 10th              | 4,276                | 6              | 4,282              | -10            | 4,272               | -21            | 4,251               | 9              | 4,260              | -24            | 4,236               | -9             | 4,227            | -15            | 4,212            | -29            | 4,183          |                | -93             | -2.17%         |         |
| 11th              | 4,163                | 29             | 4,192              | 3              | 4,195               | -34            | 4,161               | 7              | 4,168              | -40            | 4,128               | -2             | 4,126            | -17            | 4,109            | -37            | 4,072          |                | -91             | -2.19%         |         |
| 12th              | 3,997                | 9              | 4,006              | -31            | 3,975               | -25            | 3,950               | -178           | 3,772              | -33            | 3,739               | -60            | 3,679            | -90            | 3,589            | -26            | 3,563          |                | -434            | -10.86%        |         |
| Total 10-12       | 12,436               | 44             | 12,480             | -38            | 12,442              | -80            | 12,362              | -162           | 12,200             | -87            | 12,103              | -71            | 12,032           | -122           | 11,910           | -92            | 11,818         | 0              | -618            | -4.97%         |         |
| Special Education | 1,265                | -34            | 1,231              | 17             | 1,248               | -2             | 1,246               | -17            | 1,229              | 19             | 1,248               | 4              | 1,252            | -2             | 1,250            | -8             | 1,242          |                | -23             | -1.82%         |         |
| <b>TOTAL</b>      | <b>52,533</b>        | <b>33</b>      | <b>52,566</b>      | <b>52</b>      | <b>52,618</b>       | <b>-136</b>    | <b>52,482</b>       | <b>-95</b>     | <b>52,387</b>      | <b>-34</b>     | <b>52,353</b>       | <b>-48</b>     | <b>52,305</b>    | <b>-141</b>    | <b>52,164</b>    | <b>-229</b>    | <b>51,935</b>  | <b>0</b>       | <b>-598</b>     | <b>-1.138%</b> |         |

**Jordan School District  
Monthly Enrollment Growth Pattern By Grade 2015-16**

| Grade             | September Enrollment | Growth Pattern | October Enrollment | Growth Pattern | November Enrollment | Growth Pattern | December Enrollment | Growth Pattern | January Enrollment | Growth Pattern | February Enrollment | Growth Pattern | March Enrollment | Growth Pattern | April Enrollment | Growth Pattern | May Enrollment | Growth Pattern | June Enrollment | Total Inc/Dec | Percent        |
|-------------------|----------------------|----------------|--------------------|----------------|---------------------|----------------|---------------------|----------------|--------------------|----------------|---------------------|----------------|------------------|----------------|------------------|----------------|----------------|----------------|-----------------|---------------|----------------|
| Kindergarten      | 3,715                | 8              | 3,723              | 6              | 3,729               | -1             | 3,728               | 32             | 3,760              | -11            | 3,749               | 4              | 3,753            | -10            | 3,743            | 0              | 3,743          | -26            | 3,717           | 2             | 0.05%          |
| 1st               | 3,817                | -8             | 3,809              | 29             | 3,838               | 8              | 3,846               | 13             | 3,859              | -8             | 3,851               | 9              | 3,860            | -16            | 3,844            | 0              | 3,844          | -33            | 3,811           | -6            | -0.16%         |
| 2nd               | 4,077                | 5              | 4,082              | 25             | 4,107               | 14             | 4,121               | 6              | 4,127              | 5              | 4,132               | -2             | 4,130            | -12            | 4,118            | 0              | 4,118          | -24            | 4,094           | 17            | 0.42%          |
| 3rd               | 4,092                | -10            | 4,082              | 14             | 4,096               | 3              | 4,099               | 13             | 4,112              | 7              | 4,119               | 11             | 4,130            | 1              | 4,131            | 0              | 4,131          | -24            | 4,107           | 15            | 0.37%          |
| 4th               | 4,049                | 1              | 4,050              | 16             | 4,066               | -3             | 4,063               | 9              | 4,072              | 17             | 4,089               | -9             | 4,080            | -18            | 4,062            | 0              | 4,062          | -32            | 4,030           | -19           | -0.47%         |
| 5th               | 3,840                | 5              | 3,845              | 6              | 3,851               | 13             | 3,864               | 15             | 3,879              | 5              | 3,884               | -1             | 3,883            | -8             | 3,875            | 0              | 3,875          | -30            | 3,845           | 5             | 0.13%          |
| 6th               | 3,832                | -15            | 3,817              | 21             | 3,838               | 8              | 3,846               | 19             | 3,865              | 5              | 3,870               | -4             | 3,866            | -5             | 3,861            | 0              | 3,861          | -14            | 3,847           | 15            | 0.39%          |
| Total 1-6         | 23,707               | -22            | 23,685             | 111            | 23,796              | 43             | 23,839              | 75             | 23,914             | 31             | 23,945              | 4              | 23,949           | -58            | 23,891           | 0              | 23,891         | -157           | 23,734          | 27            | 0.11%          |
| 7th               | 3,873                | -8             | 3,865              | 24             | 3,889               | -6             | 3,883               | 10             | 3,893              | -1             | 3,892               | 7              | 3,899            | -10            | 3,889            | 0              | 3,889          | -4             | 3,885           | 12            | 0.31%          |
| 8th               | 3,786                | -14            | 3,772              | 26             | 3,798               | 5              | 3,803               | 9              | 3,812              | -13            | 3,799               | 11             | 3,810            | -1             | 3,809            | 0              | 3,809          | -2             | 3,807           | 21            | 0.55%          |
| 9th               | 3,934                | -21            | 3,913              | 13             | 3,926               | 8              | 3,934               | 6              | 3,940              | -11            | 3,929               | 13             | 3,942            | -13            | 3,929            | 0              | 3,929          | 1              | 3,930           | -4            | -0.10%         |
| Total 7-9         | 11,593               | -43            | 11,550             | 63             | 11,613              | 7              | 11,620              | 25             | 11,645             | -25            | 11,620              | 31             | 11,651           | -24            | 11,627           | 0              | 11,627         | -5             | 11,622          | 29            | 0.25%          |
| 10th              | 4,080                | -18            | 4,062              | 5              | 4,067               | 0              | 4,067               | 39             | 4,106              | -28            | 4,078               | -8             | 4,070            | -26            | 4,044            | 0              | 4,044          | -8             | 4,036           | -44           | -1.08%         |
| 11th              | 3,994                | 28             | 4,022              | 2              | 4,024               | -7             | 4,017               | 44             | 4,061              | -69            | 3,992               | 15             | 4,007            | -26            | 3,981            | 0              | 3,981          | -38            | 3,943           | -51           | -1.28%         |
| 12th              | 3,940                | 1              | 3,941              | -34            | 3,907               | -22            | 3,885               | -93            | 3,792              | -147           | 3,645               | -111           | 3,534            | -35            | 3,499            | 0              | 3,499          | -8             | 3,491           | -449          | -11.40%        |
| Total 10-12       | 12,014               | 11             | 12,025             | -27            | 11,998              | -29            | 11,969              | -10            | 11,959             | -244           | 11,715              | -104           | 11,611           | -87            | 11,524           | 0              | 11,524         | -54            | 11,470          | -544          | -4.53%         |
| Special Education | 1,295                | -13            | 1,282              | 4              | 1,286               | 16             | 1,302               | -11            | 1,291              | 3              | 1,294               | -3             | 1,291            | -13            | 1,278            | 0              | 1,278          | -44            | 1,234           | -61           | -4.71%         |
| <b>TOTAL</b>      | <b>52,324</b>        | <b>-59</b>     | <b>52,265</b>      | <b>157</b>     | <b>52,422</b>       | <b>36</b>      | <b>52,458</b>       | <b>111</b>     | <b>52,569</b>      | <b>-246</b>    | <b>52,323</b>       | <b>-68</b>     | <b>52,255</b>    | <b>-192</b>    | <b>52,063</b>    | <b>0</b>       | <b>52,063</b>  | <b>-286</b>    | <b>51,777</b>   | <b>-547</b>   | <b>-1.045%</b> |