

# Online Enrollment: 2020

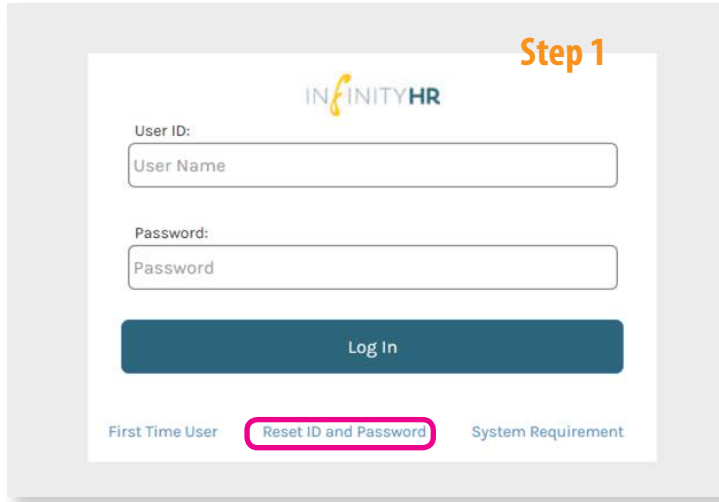
## InfinityHR Enrollment System - Directions for enrolling in your benefits

Go to Web Address: <http://www.infinityhr.com>.

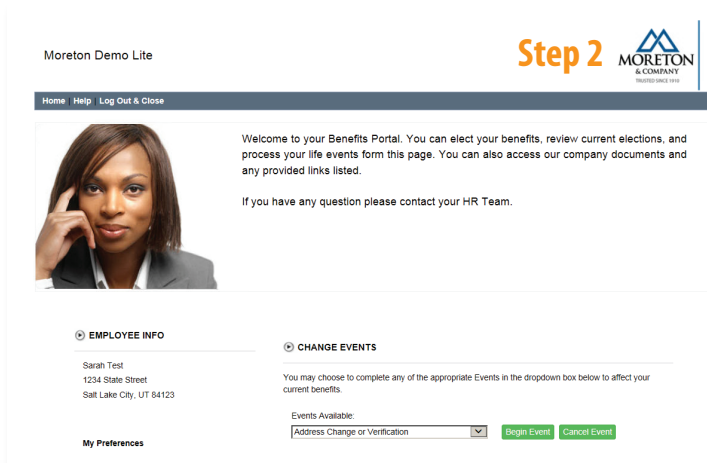
### Step 1: Log In:

- Please click on "First Time User" or "Reset ID and Password" to view your user ID and create or reset your password. Enter your date of birth and social security number to find your record, then note your user ID and set your password.

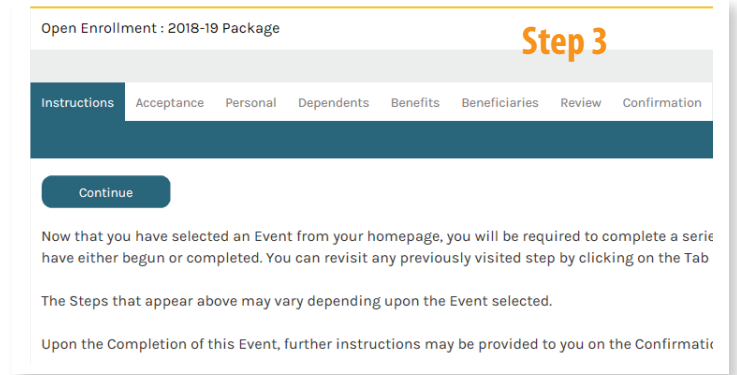
**Note:** If you forgot your password please click the "Forgot Password" option.



Step 2: **Review the Homepage**, then click on "Begin Event" next to the open enrollment event field to begin enrollment.



Step 3: **Follow the steps to complete your enrollment, then click "Save & Continue" to complete each step.** (Please ensure the information is accurate on each step.)



Step 4: **Review your enrollment information** in the review step, then print the confirmation statement. Click the "Save and Confirm" button to confirm your enrollment.

