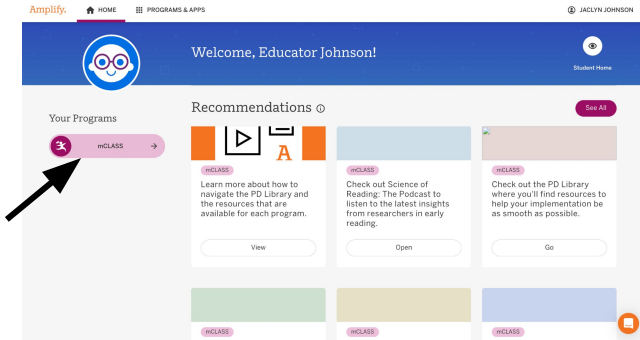


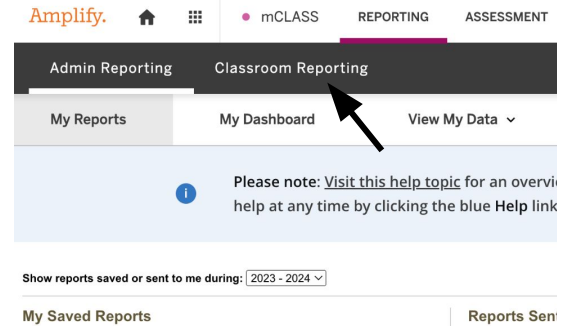
Home Connect Letters for Families

Did you know that Acadience Reading has a Home Connect feature that is easy to use and will give parents specific information about their child's reading progress? It gives ideas for activities they can do with their child at home to further their learning. In order to print the report, follow the following steps:

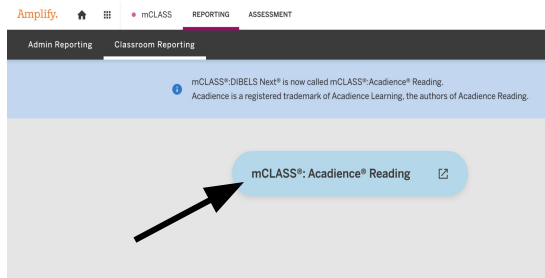
1. Click on the purple mCLASS button.



2. Click on Classroom Reporting.



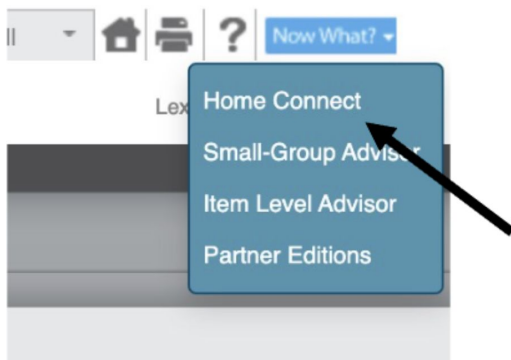
3. Click on the blue mCLASS Acadience Reading button.



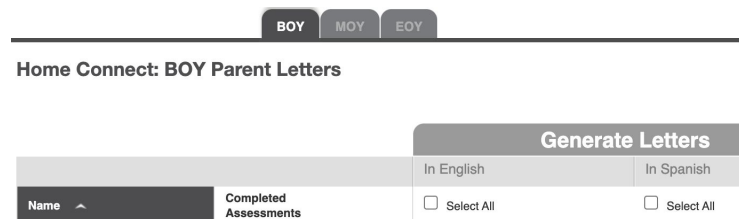
4. Click on the "Now What" button.



5. Click on "Home Connect."



6. Click on the correct time of year tab. Then select all students on the list and print the letters.



Tips: Home connect letters are best printed in color. Letters can be printed in Spanish as well as English.